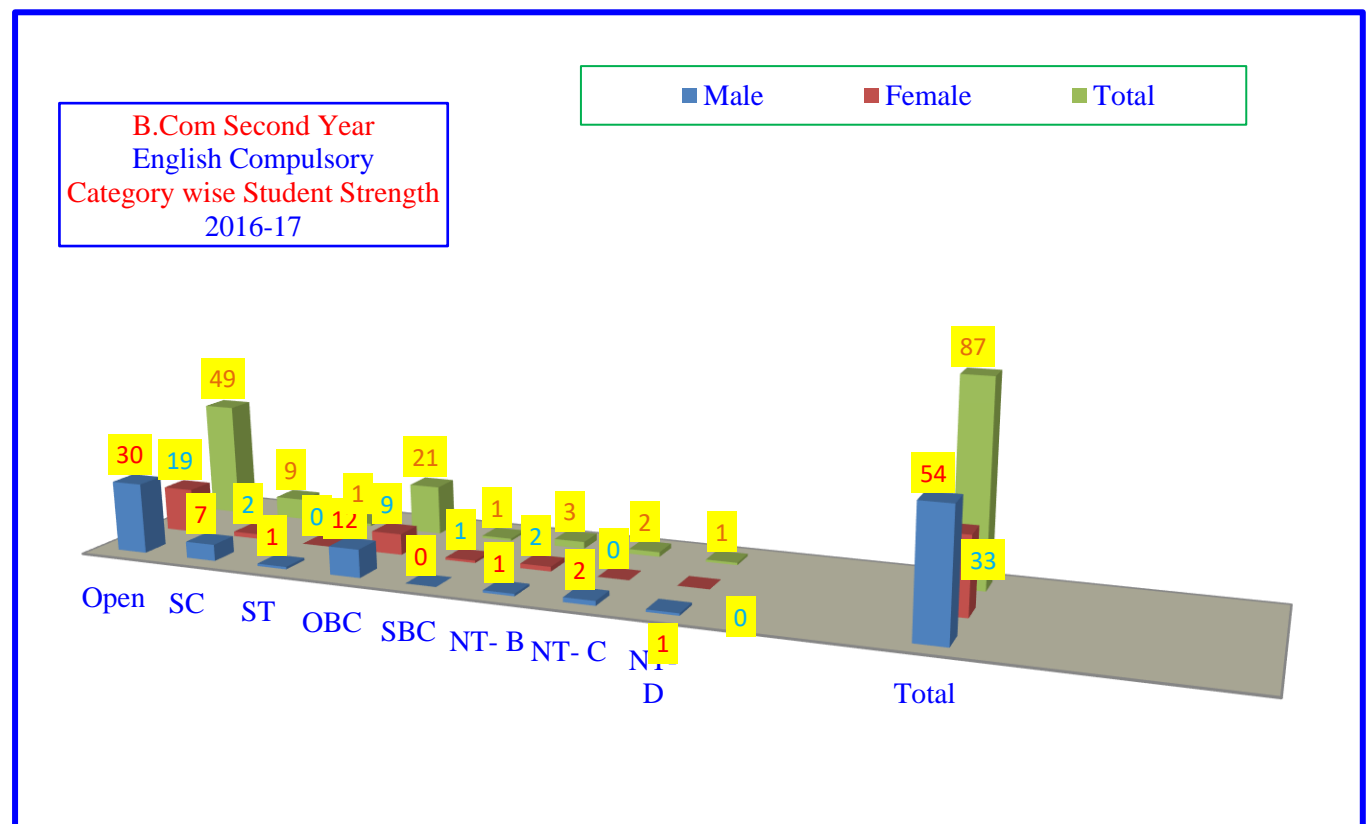


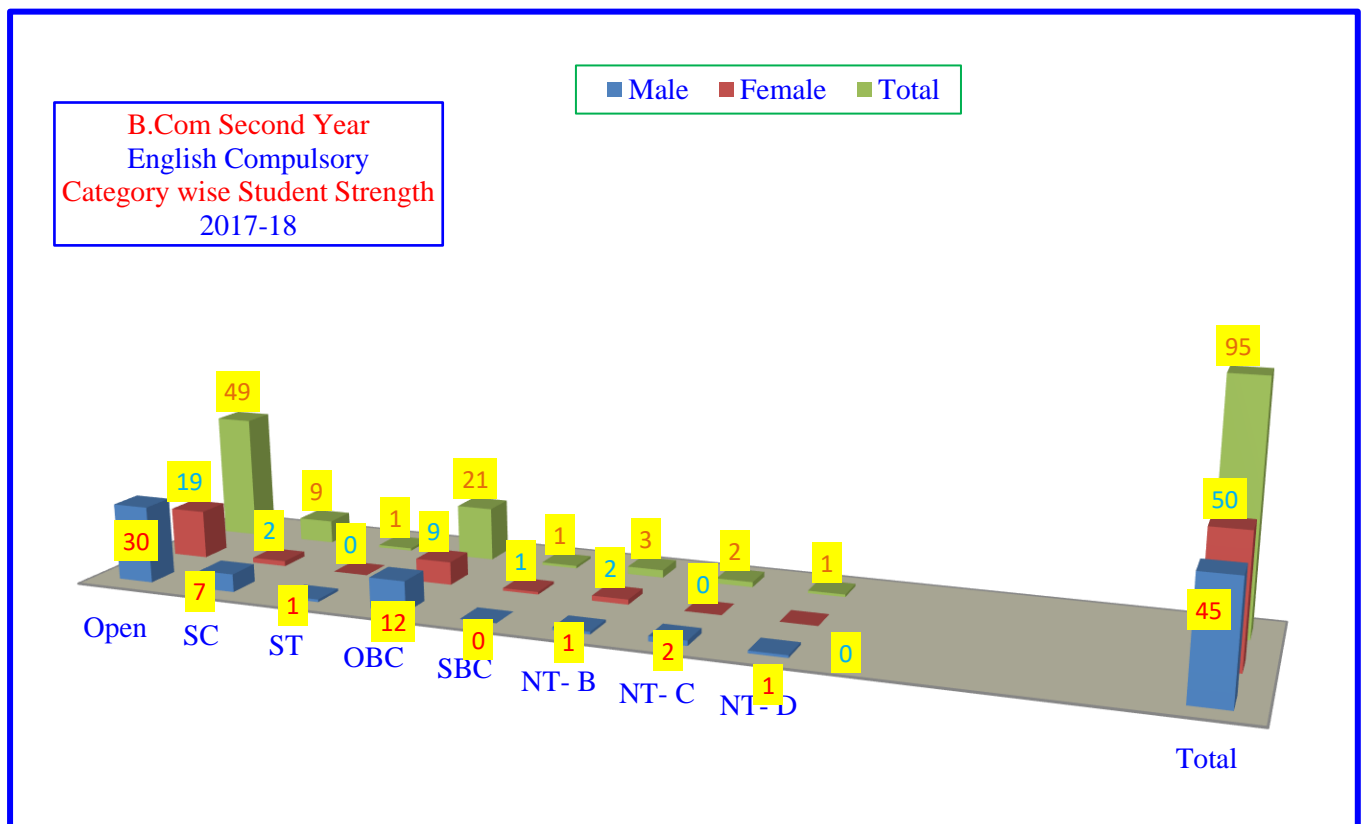
**B.Com Second Year**  
**Student Strength-2016-2017**

Class	Category	Male	Female	Total
B.Com Second Year 2016-17	Open	30	19	49
	SC	7	2	9
	ST	1	0	1
	OBC	12	9	21
	SBC	0	1	1
	NT- B	1	2	3
	NT- C	2	0	2
NT- D	1	0	1	
Grand Total		54	33	87



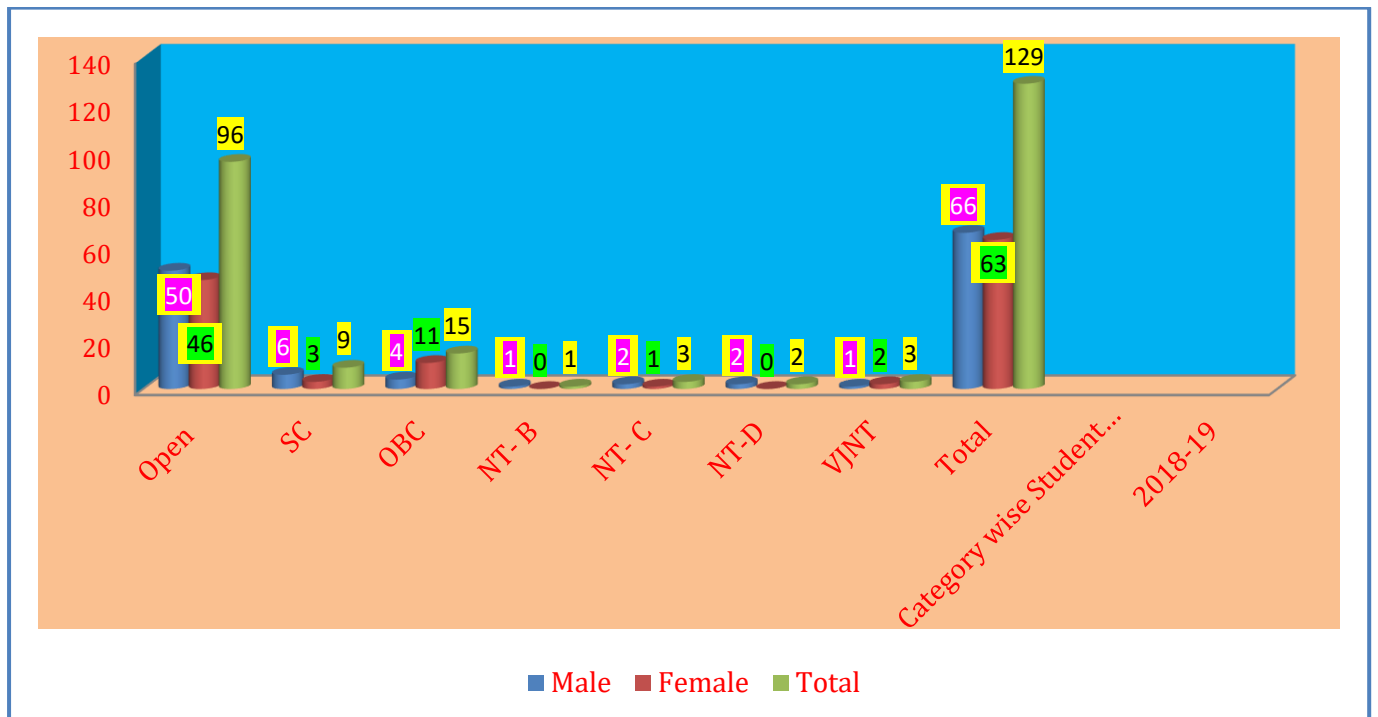
B. Com Second Year  
Student Strength-2017-2018

Class	Category	Male	Female	Total
B.Com Second Year 2017-18	Open	31	40	71
	SC	6	3	9
	OBC	5	6	11
	ST	0	1	1
	NT- B	1	0	1
	NT- C	2	0	2
Grand Total		45	50	95



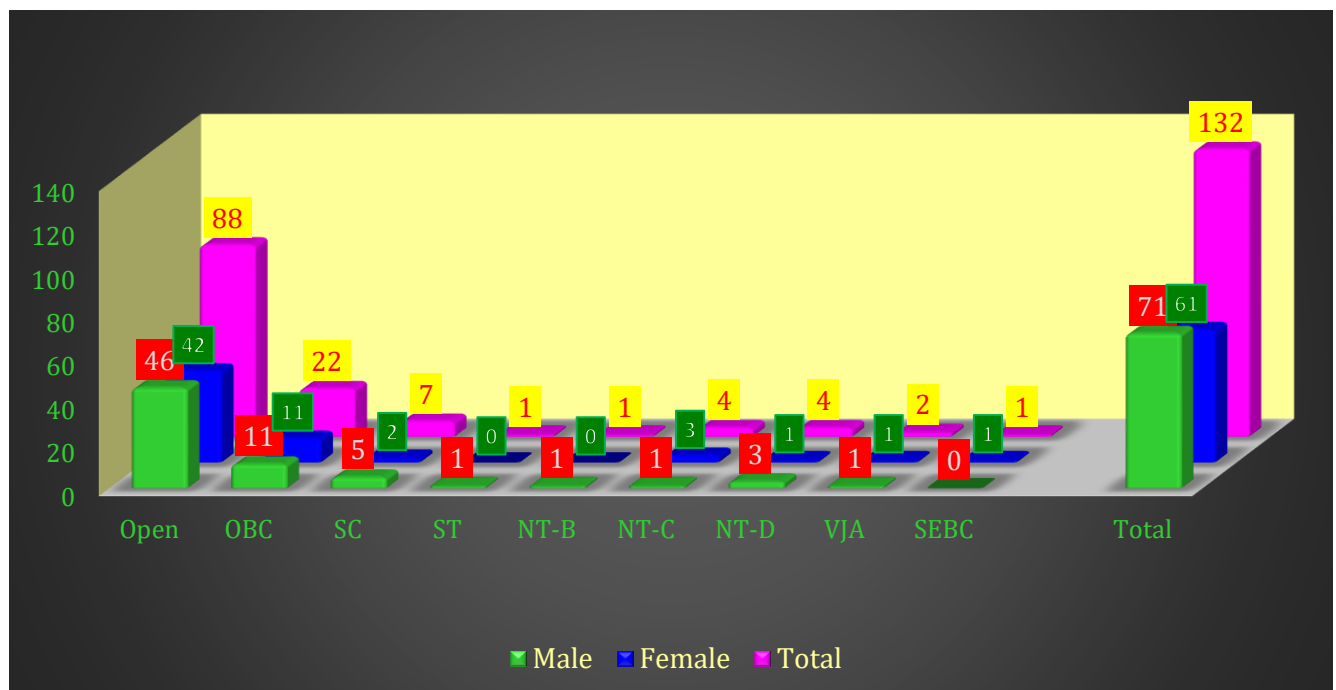
**B. Com Second Year**  
**Student Strength-2018-2019**

Class	Category (7)	Male	Female	Total
B.Com Second Year 2018-19	Open	50	46	96
	SC	6	3	9
	OBC	4	11	15
	NT- B	1	0	1
	NT- C	2	1	3
	NT-D	2	0	2
	VJNT	1	2	3
Grand Total		66	63	129

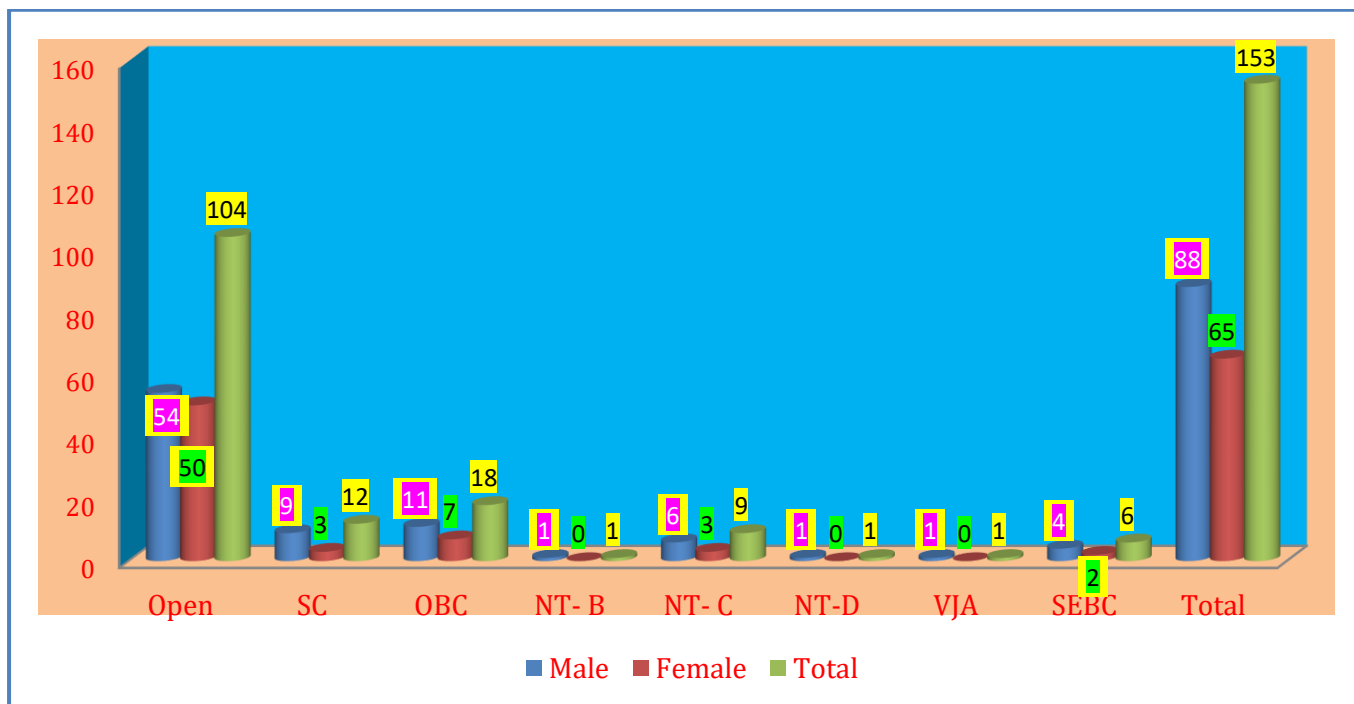


## B. Com Second Year 2019-20

Category	Male		Female		Total
	Granted	NG	Granted	NG	
Open	46	--	40	02	88
OBC	11	01	09	01	22
SC	05	--	02	--	07
ST	01	--	00	-	01
NT-B	02	--	01	-	03
NT-C	01	-	03	-	04
NT-D	03	-	01	-	04
VJA	01	-	01	-	02
SEBC	00	-	01	--	01
<b>Total</b>	<b>70</b>	<b>01</b>	<b>58</b>	<b>03</b>	<b>132</b>
	<b>71</b>		<b>61</b>		



Category	Male		Female		Total
	Granted	NG	Granted	NG	
Open	49	05	50	--	104
OBC	10	01	07	--	18
SC	09	--	03	--	12
ST	01	--	00	-	01
NT-B	01	--	00	-	01
NT-C	05	01	03	--	09
NT-D	01	-	00	-	01
VJA	01	-	00	-	01
SEBC	04	-	02	--	06
Total	81	07	65	--	153
	88		65		



B. Com Second Year 2021-22

Category	Male		Female		Total
	Granted	NG	Granted	NG	
Open	45	04	30	03	82
OBC	12	02	17	--	31
SC	04	--	06	--	10
NT-B	00	--	01	--	01
SBC	01	--	00	--	01
NT-C	04	--	02	--	06
VJNT	03	--	00	--	03
SEBC	12	--	05	01	18
Total	81	06	61	4	152
	87		65		

